

PML-RARA t(15;17) bcr1&bcr2, bcr3 Detection Kit


- Quantitative determination of PML-RARA bcr1&bcr2, bcr3 transcripts.
- Superior analytical sensitivity LOG 4.
- Fast and Easy to use with One Step RT-qPCR technology.
- Primer probe mix, target gene and reference gene (ABL1) are all in one tube (MULTIPLEX).
- ABL1 as a reference gene.
- Automatic analysis with geneMAP™ viewer (for CFX96™ / BIO-RAD).

CE-IVD

Real-time PCR



ONE STEP



MULTIPLEX



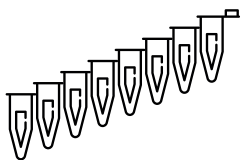
LOG 4



QUANTITATIVE

geneMAP™ PML-RARA t(15;17) Bcr1&Bcr2, Bcr3 Detection Kit for Leukemia are intended for the quantitative detection of PML-RARA bcr1&bcr2 and bcr3, fusion transcripts in bone marrow or peripheral blood samples. The results obtained are intended to be used as an aid to monitor efficacy of treatment in patients undergoing therapy, and for minimal residual disease (MRD) follow-up to monitor disease relapse.

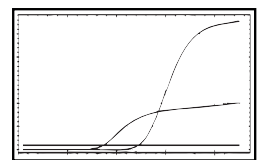
Simple real time - PCR Workflow



Sample preparation
Add RNA to the reaction mix



Multiplex OneStep qPCR
Multiplex one-step qPCR using primers designed to amplify RNA sequences specific for each translocation of interest.



Data interpretation
Translocations are identified by real-time PCR.





Validated PCR Instruments

- Bio-Rad CFX96
- Life Technologies ABI-7500, QuantStudio Series
- Roche, Light Cycler 480 II
- Qiagen Rotor-Gene® 3000 Q5/Q6
- BioMolecular Systems, MicPCR
- BaseTyper™, Pentabase

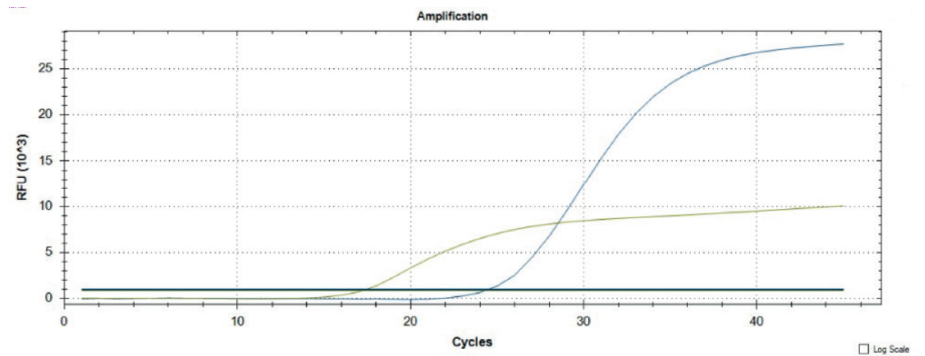
Ordering Information

PML-RT24
geneMAP™ PML-RARA t(15;17)
bcr1&bcr2, bcr3 Detection Kit
24 tests **CE-IVD**

CE-IVD is available in the EU and countries outside EU accepting the CE-IVD certification.
Available as RUO in all other countries.

Technical Specifications

For the quantitative analysis of PML-RARA bcr1&bcr2, bcr3 fusion transcript.



CONTENTS	VOLUME
5x BCR1&BCR2 Primer-Probe Mix	132 µl
5x BCR3 Primer-Probe Mix	132 µl
5x One-Step qRT-PCR Buffer	264 µl
OneStep qRT-PCR Enzyme Mix	106 µl
RNase Free Water	400 µl
Calibrator	100 µl
Positive Control	100 µl

In GENMARK SAĞLIK URUNLERI, we aim to create the top quality, time and cost efficient, trust-worthy and user-friendly products. We specialize in in-vitro detection kit production and development which is used for the diagnosis and treatment monitoring of many diseases connected to genetics, oncology, microbiology and hematological oncology.