

RUNX1-RUNX1T1 t(8;21) Detection Kit

- Quantitative determination of AML1-ETO (RUNX1-RUNX1T) transcripts.
- Superior analytical sensitivity LOG 4.
- Fast and Easy to use with One Step RT-qPCR technology.
- Primer probe mix, target gene and reference gene (ABL1) are all in one tube (MULTIPLEX).
- ABL1 as a reference gene.
- Automatic analysis with geneMAP™ viewer (for CFX96™ / BIO-RAD).

CE-IVD

Real-time
PCR



ONE STEP



MULTIPLEX



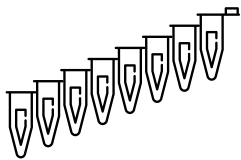
LOG 4



QUANTITATIVE

geneMAP™ RUNX1-RUNX1T1 t(8;21) Detection Kit for Leukemia are intended for the quantitative detection of RUNX1-RUNX1T1 (AML1-ETO), fusion transcripts in bone marrow or peripheral blood samples. The results obtained are intended to be used as an aid to monitor efficacy of treatment in patients undergoing therapy, and for minimal residual disease (MRD) follow-up to monitor disease relapse.

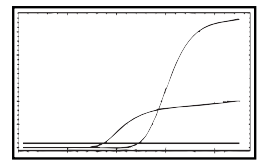
Simple real time - PCR Workflow



Sample preparation
Add RNA to the reaction mix



Multiplex OneStep qPCR
Multiplex one-step qPCR using primers designed to amplify RNA sequences specific for each translocation of interest.



Data interpretation
Translocations are identified by real-time PCR.



Validated PCR Instruments

- Bio-Rad CFX96
- Life Technologies ABI-7500, QuantStudio Series
- Roche, Light Cycler 480 II
- Qiagen Rotor-Gene® 3000 Q5/Q6
- BioMolecular Systems, MicPCR
- BaseTyper™, Pentabase

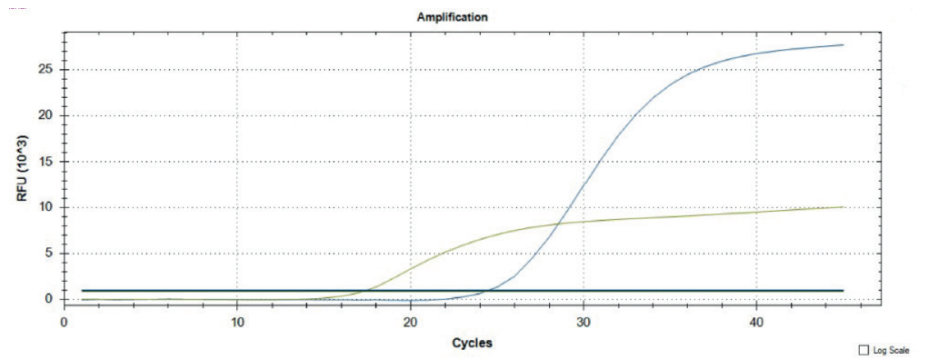
Ordering Information

AML1-RT24
geneMAP™ RUNX1-RUNX1T1 t(8;21)
Detection Kit
24 tests **CE-IVD**

CE-IVD is available in the EU and countries outside EU accepting the CE-IVD certification.
Available as RUO in all other countries.

Technical Specifications

For the quantitative analysis of AML1-ETO (RUNX1-RUNX1T) fusion transcript.



CONTENTS	VOLUME
5x RUNX1-RUNX1T1 t(8;21) Primer-Probe Mix	132 µl
5x One-Step qRT-PCR Buffer	132 µl
OneStep qRT_PCR Enzyme Mix	53 µl
RNase Free Water	400 µl
Calibrator	50 µl
Positive Control	50 µl

In GENMARK SAĞLIK URUNLERI, we aim to create the top quality, time and cost efficient, trust-worthy and user-friendly products. We specialize in in-vitro detection kit production and development which is used for the diagnosis and treatment monitoring of many diseases connected to genetics, oncology, microbiology and hematological oncology.